

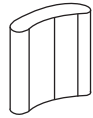
# How to Set up Your Artwork

## Artwork size per panel

**168.25mm x 556.25mm**  
(actual: 673mm x 2225mm)

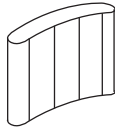
## Connect 2x3

2 Front Panels  
2 Curved End Panels



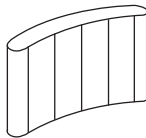
## Connect 3x3

3 Front Panels  
2 Curved End Panels



## Connect 4x3

4 Front Panels  
2 Curved End Panels



Guardian Display Ltd  
Unit 2, 50 Progress Road  
Leigh on Sea  
Essex SS9 5PR

01702 662111  
www.gdisplay.co.uk

# Connect Displays (Pop-Up)

Please set your artwork up as a multi page spread.

All artwork is to be submitted a quarter of the size of the final product. These quarter size dimensions are listed on the left in bold.

## Artwork check list:

- Create artwork at the desired quarter size listed on the left
- Add 1mm bleed
- Outline all fonts
- Save as Print Ready PDF with crop marks only and as spreads

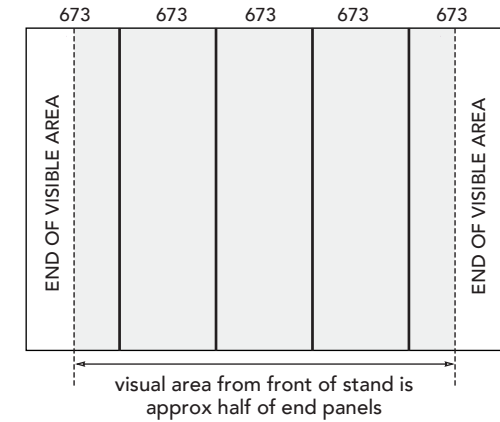
**Images:** Any images used must be CMYK and **320dpi** at quarter of final size. (please embed images or include links if using Illustrator.)

## Submission of artwork:

- Dropbox – link to shared folder can be requested from Guardian Display Ltd.
- Disc – posted to address on this document
- E-mail – if compressed under 5mb, then e-mail to [info@gdisplay.co.uk](mailto:info@gdisplay.co.uk)

**NB. Allow one working day for proofing to avoid problems, hard proof can be provided upon request.**

We are here to service your requirements and make sure your final product is perfect. If you need any clarification on anything in this document, please do not hesitate to contact us.



Other panel sizes:  
Graphic panel for counter conversion  
1795mm x 810mm. (500mm flat visible area at front when centered).  
Please add an additional 50mm panel for the overlap.